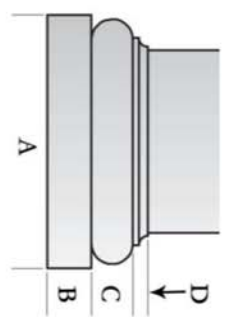
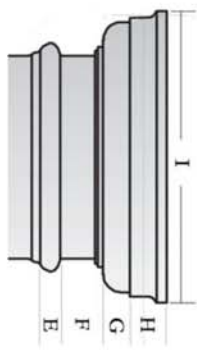


FRP Column Specification Sheet for a 12" x 14' Square Shaft, Non-Tapered, Smooth, Tuscan Capital & Tuscan Base



Tuscan Capital			Tuscan Base							
Round	Abacus	Total	Plinth	Base Moulding	Total					
E	F	G	H	I	G-H	A	B	C	D	B-D
3/4"	1-1/8"	1-7/8"	2"	17-1/4"	3-7/8"	17"	2-3/4"	2-3/8"	7/8"	6"

Shaft Specifications

Outside Diameter		Inside Diameter		Fluting Specifications	
Bottom	Top	Bottom	Top	Number	Width
12"	12"	10-1/4"	7-1/4"	n/a	n/a
				Wall Thickness	7/8"

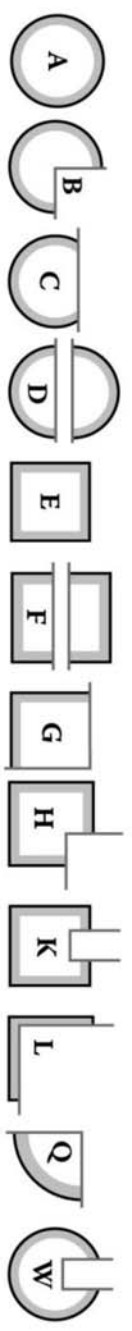
Column Specifications

Trimming	
Overall Height	Load Bearing Capacity
14'	18,000 lbs
	w/o Interfering with flutes
	w/o Interfering with taper

Other Information

Material		Inside Post Diameter			Weight in lbs.		
Shaft	Capital	Base	Round	Square	Shaft	Capital	Base
FRP	POLY	FRP	10-1/4"	7-1/4"	231	5	27
							Total
							263

Plan Type Applications



Plan Type A	unsplit / whole	Plan Type E	unsplit / whole	Plan Type K	cut out for a wall wrap
Plan Type B	1/4 cut out for outside corner	Plan Type F	split in 1/2 for plaster	Plan Type L	cut out for outside flush wall wrap
Plan Type C	1/4 cut out for plaster	Plan Type G	cut out for inside corner	Plan Type Q	1/4 cut out for inside corner
Plan Type D	split in 1/2 for plaster or reassembly	Plan Type H	cut out for an outside corner	Plan Type W	cut out for a wall wrap

Overall Height

