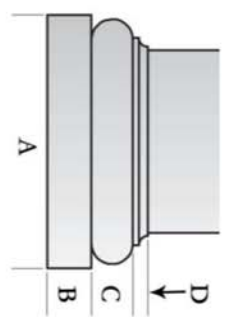
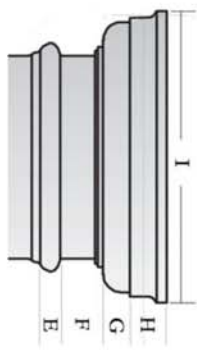


FRP Column Specification Sheet for a 12" x 08' Square Shaft, Non-Tapered, Smooth, Tuscan Capital & Tuscan Base



Tuscan Capital				Tuscan Base						
Round	Abacus	Total	Plinth	Base Moulding	Total					
E	F	G	H	I	G-H	A	B	C	D	B-D
3/4"	1-1/8"	1-7/8"	2"	17-1/4"	3-7/8"	17"	2-3/4"	2-3/8"	7/8"	6"

Shaft Specifications

Outside Diameter		Inside Diameter		Fluting Specifications	
Bottom	Top	Bottom	Top	Number	Width
12"	12"	10-1/4"	7-1/4"	n/a	n/a
				Wall Thickness	7/8"

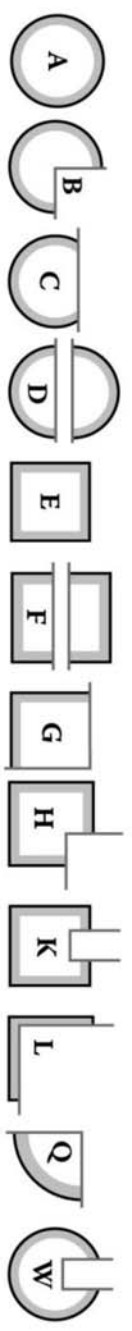
Column Specifications

Trimming	
Overall Height	Load Bearing Capacity
8'	18,000 lbs
	w/o Interfering with flutes
	w/o Interfering with taper

Other Information

Material		Inside Post Diameter			Weight in lbs.		
Shaft	Capital	Base	Round	Square	Shaft	Capital	Base
FRP	POLY	FRP	10-1/4"	7-1/4"	141	5	27
					Total	173	

Plan Type Applications



Plan Type A	Plan Type B	Plan Type C	Plan Type D	Plan Type E	Plan Type F	Plan Type G	Plan Type H	Plan Type I	Plan Type J	Plan Type K	Plan Type L	Plan Type M	Plan Type N	Plan Type O	Plan Type P	Plan Type Q	Plan Type R	Plan Type S	Plan Type T	Plan Type U	Plan Type V	Plan Type W	
unsplit / whole	1/4 cut out for outside corner	1/4 cut out for plaster	split in 1/2 for pilaster or reassembly	unsplit / whole	split in 1/2 for plaster	cut out for inside corner	cut out for an outside corner	unsplit / whole	split in 1/2 for plaster	cut out for a wall wrap	cut out for outside flush wall wrap	cut out for inside corner	cut out for a wall wrap	cut out for inside corner	cut out for a wall wrap	1/4 cut out for inside corner	cut out for a wall wrap	cut out for a wall wrap	cut out for a wall wrap	cut out for a wall wrap	cut out for a wall wrap	cut out for a wall wrap	cut out for a wall wrap

Overall Height

