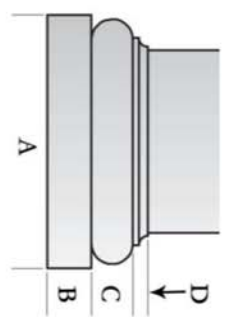
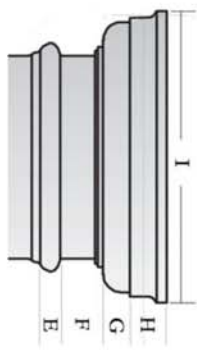


FRP Column Specification Sheet for a 10" x 12' Square Shaft, Non-Tapered, Smooth, Tuscan Capital & Tuscan Base



Tuscan Capital				Tuscan Base						
Round	Abacus	Total	Plinth	Base Moulding	Total					
E	F	G	H	I	G-H	A	B	C	D	B-D
3/4"	1-9/16"	1-13/16"	1-3/4"	13-7/32"	3-9/16"	13-1/2"	2-3/8"	2-1/8"	3/4"	5-1/4"



Shaft Specifications						
Outside Diameter	Inside Diameter	Fluting Specifications	Trimming			
Bottom	Top	Bottom	Top	Number	Width	Wall Thickness
10"	10"	6-13/16"	4-3/4"	n/a	n/a	1-13/16"

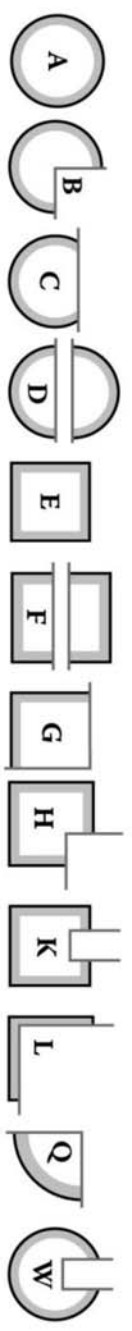


Overall Height	Load Bearing Capacity	w/o Interfering with flutes	w/o Interfering with taper
10'	14,000 lbs	n/a	n/a



Other Information								
Material	Inside Post Diameter	Weight in lbs.						
Shaft	Capital	Base	Round	Square	Shaft	Capital	Base	Total
FRP	POLY	FRP	6-13/16"	4-3/4"	207	4	16	227

Plan Type Applications



Plan Type A	Plan Type B	Plan Type C	Plan Type D	Plan Type E	Plan Type F	Plan Type G	Plan Type H	Plan Type I	Plan Type J	Plan Type K	Plan Type L	Plan Type M	Plan Type N	Plan Type O	Plan Type P	Plan Type Q	Plan Type R	Plan Type S	Plan Type T	Plan Type U	Plan Type V	Plan Type W	
unsplit / whole	1/4 cut out for outside corner	1/4 cut out for plaster	split in 1/2 for plaster or reassembly	unsplit / whole	split in 1/2 for plaster	cut out for inside corner	cut out for an outside corner	unsplit / whole	split in 1/2 for plaster	cut out for a wall wrap	cut out for outside flush wall wrap	cut out for a wall wrap	cut out for a wall wrap	cut out for a wall wrap	cut out for a wall wrap	1/4 cut out for inside corner	1/4 cut out for inside corner	cut out for a wall wrap	cut out for a wall wrap	cut out for a wall wrap	cut out for a wall wrap	cut out for a wall wrap	cut out for a wall wrap

Overall Height

