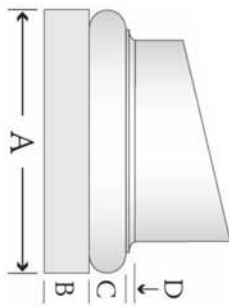
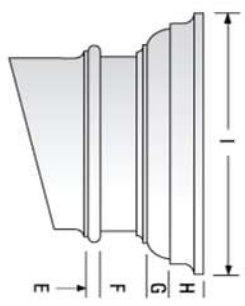


FRP Column Specification Sheet for a 8" x 09' Square Shaft, Non-Tapered, Fluted, Tuscan Capital & Tuscan Base



| Tuscan Capital | | | Tuscan Base | | | | | | | |
|----------------|---------|---------|-------------|---------------|----------|---------|--------|--------|------|--------|
| Round | Abacus | Total | Plinth | Base Moulding | Total | | | | | |
| E | F | G | H | I | G-H | A | B | C | D | B-D |
| 3/4" | 1-5/16" | 1-5/16" | 1-3/8" | 11-1/4" | 2-11/16" | 10-7/8" | 1-7/8" | 1-3/4" | 5/8" | 4-1/4" |

Shaft Specifications

| Outside Diameter | | Fluting Specifications | |
|------------------|-----|------------------------|-----|
| Bottom | Top | Bottom | Top |
| 8" | 8" | 4" | 4" |
| 8" | | 2-3/4" | |
| 8" | | 5/ Side | |
| 8" | | 11/16" | |
| 8" | | 1-13/16" | |

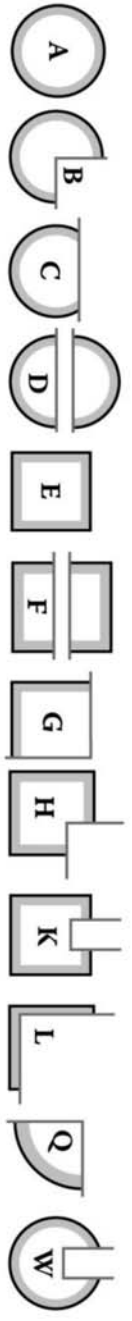
Column Specifications

| Overall Height | Load Bearing Capacity | Trimming |
|----------------|-----------------------------|----------------------------|
| 9' | w/o Interfering with flutes | w/o Interfering with taper |
| 9' | 10,000 lbs | 6-11/16" |
| 9' | 10,000 lbs | n/a |

Other Information

| Material | | Inside Post Diameter | | Weight in lbs. | |
|----------|---------|----------------------|-------|----------------|-------|
| Shaft | Capital | Base | Round | Square | Shaft |
| 4" | 4" | 4" | 4" | 2-3/4" | 110 |
| 4" | 4" | 4" | 4" | 2-3/4" | 3 |
| 4" | 4" | 4" | 4" | 2-3/4" | 8 |
| 4" | 4" | 4" | 4" | 2-3/4" | 121 |

Plan Type Applications



| Plan Type A | Plan Type B | Plan Type C | Plan Type D | Plan Type E | Plan Type F | Plan Type G | Plan Type H | Plan Type I | Plan Type J | Plan Type K | Plan Type L | Plan Type M | Plan Type N | Plan Type O | Plan Type P | Plan Type Q | Plan Type R | Plan Type S | Plan Type T | Plan Type U | Plan Type V | Plan Type W | |
|-----------------|--------------------------------|-------------------------|----------------------------------------|-----------------|--------------------------|---------------------------|-------------------------------|-----------------|--------------------------|-------------------------|-------------------------------------|---------------------------|-------------------------|---------------------------|-------------------------|---------------------------|-------------------------|---------------------------|-------------------------|---------------------------|-------------------------|---------------------------|-------------------------|
| unsplit / whole | 1/4 cut out for outside corner | 1/4 cut out for plaster | split in 1/2 for plaster or reassembly | unsplit / whole | split in 1/2 for plaster | cut out for inside corner | cut out for an outside corner | unsplit / whole | split in 1/2 for plaster | cut out for a wall wrap | cut out for outside flush wall wrap | cut out for inside corner | cut out for a wall wrap | cut out for inside corner | cut out for a wall wrap | cut out for inside corner | cut out for a wall wrap | cut out for inside corner | cut out for a wall wrap | cut out for inside corner | cut out for a wall wrap | cut out for inside corner | cut out for a wall wrap |

