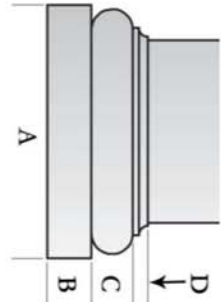
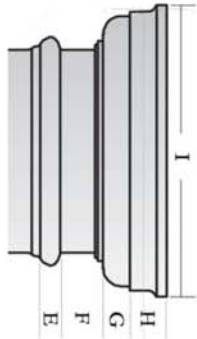


FRP Column Specification Sheet for a 6" x 08' Square Shaft, Non-Tapered, Smooth, Tuscan Capital & Tuscan Base



Tuscan Capital				Tuscan Base						
Round	Abacus	Total	Plinth	Base Moulding	Total					
E	F	G	H	I	G-H	A	B	C	D	B-D
3/4"	1"	31/32"	1-1/16"	7-1/2"	2-1/32"	8"	1-1/2"	1-1/4"	15/32"	3-7/32"

Shaft Specifications

Outside Diameter		Inside Diameter		Fluting Specifications	
Bottom	Top	Bottom	Top	Number	Width
6"	6"	2"	1-3/8"	n/a	n/a
				Wall Thickness	
				1-13/16"	

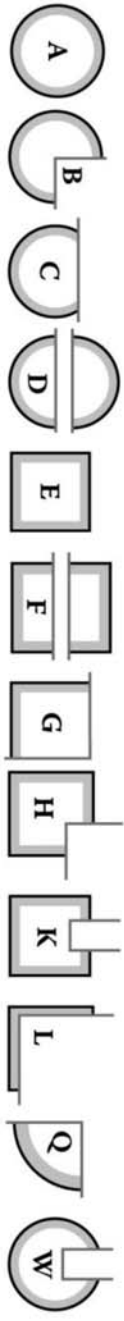
Column Specifications

Trimming	
Overall Height	Load Bearing Capacity
8'	6,000 lbs
	w/o Interfering with flutes
	w/o Interfering with taper

Other Information

Material			Inside Post Diameter			Weight in lbs.		
Shaft	Capital	Base	Round	Square	Shaft	Capital	Base	Total
FRP	POLY	FRP	2"	1-3/8"	53	2	6	61

Plan Type Applications



Plan Type	Description	Plan Type	Description	Plan Type	Description	Plan Type	Description
Plan Type A	unsplit / whole	Plan Type E	unsplit / whole	Plan Type K	cut out for a wall wrap		
Plan Type B	1/4 cut out for outside corner	Plan Type F	split in 1/2 for plaster	Plan Type L	cut out for outside flush wall wrap		
Plan Type C	1/4 cut out for plaster	Plan Type G	cut out for inside corner	Plan Type Q	1/4 cut out for inside corner		
Plan Type D	split in 1/2 for plaster or reassembly	Plan Type H	cut out for an outside corner	Plan Type W	cut out for a wall wrap		

Overall Height

