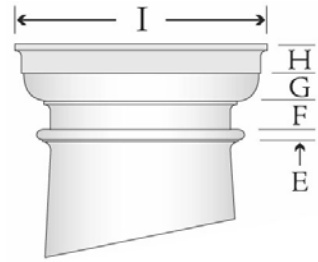
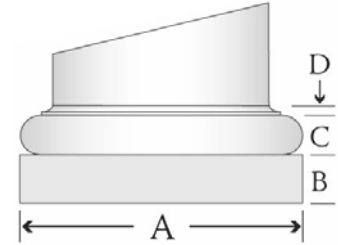


# FRP Column Specification Sheet for a 24" x 14' Round Shaft, Tapered, Smooth, Tuscan Capital & Tuscan Base



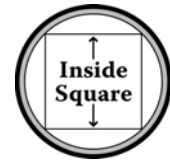
**Tuscan Capital**



**Tuscan Base**

Round		Abacus		Total	Plinth		Base Moulding		Total	
E	F	G	H	I	G-H	A	B	C	D	B-D
1-5/8"	4-3/4"	3-3/16"	4-1/8"	28-3/4"	7-5/16"	32-1/2"	5-3/4"	5-1/4"	2-1/4"	13-1/4"

Overall Height



### Shaft Specifications

Outside Diameter		Inside Diameter		Fluting Specifications		
Bottom	Top	Bottom	Top	Number	Width	Wall Thickness
24"	20"	22"	18"	n/a	n/a	1"

### Column Specifications

Trimming			
Overall Height	Load Bearing Capacity	w/o Interfering with flutes	w/o Interfering with taper
14'	20,000 lbs	n/a	11-1/2"

### Other Information

Material		Inside Post Diameter		Weight in lbs.			
Shaft	Capital	Round	Square	Shaft	Capital	Base	Total
FRP	POLY	17"	12-3/16"	653	10	108	771

### Plan Type Applications

<b>Plan Type A</b>	unsplit / whole			<b>Plan Type E</b>	unsplit / whole		<b>Plan Type K</b>	cut out for a wall wrap			
<b>Plan Type B</b>	1/4 cut out for outside corner			<b>Plan Type F</b>	split in 1/2 for pilaster		<b>Plan Type L</b>	Cut out for outside flush wall wrap			
<b>Plan Type C</b>	1/4 cut out for pilaster			<b>Plan Type G</b>	cut out for inside corner		<b>Plan Type Q</b>	1/4 cut out for inside corner			
<b>Plan Type D</b>	split in 1/2 for pilaster or reassembly			<b>Plan Type H</b>	cut out for an outside corner		<b>Plan Type W</b>	cut out for a wall wrap			

