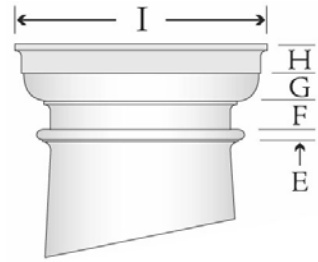
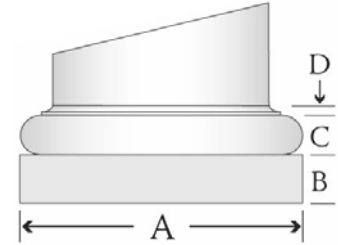


FRP Column Specification Sheet for a 24" x 12' Round Shaft, Tapered, Smooth, Tuscan Capital & Tuscan Base



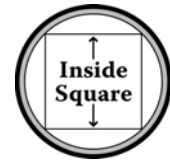
Tuscan Capital



Tuscan Base

Round		Abacus			Total	Plinth		Base Moulding		Total
E	F	G	H	I	G-H	A	B	C	D	B-D
1-5/8"	4-3/4"	3-3/16"	4-1/8"	28-3/4"	7-5/16"	32-1/2"	5-3/4"	5-1/4"	2-1/4"	13-1/4"

Overall Height



Shaft Specifications

Outside Diameter		Inside Diameter		Fluting Specifications		
Bottom	Top	Bottom	Top	Number	Width	Wall Thickness
24"	20"	22"	18"	n/a	n/a	1"

Column Specifications

Trimming			
Overall Height	Load Bearing Capacity	w/o Interfering with flutes	w/o Interfering with taper
12'	20,000 lbs	n/a	60-3/4"

Other Information

Material		Inside Post Diameter		Weight in lbs.				
Shaft	Capital	Base	Round	Square	Shaft	Capital	Base	Total
FRP	POLY	FRP	17"	12-3/16"	632	10	108	750

Plan Type Applications

Plan Type A	Plan Type B	Plan Type C	Plan Type D	Plan Type E	Plan Type F	Plan Type G	Plan Type H	Plan Type K	Plan Type L	Plan Type Q	Plan Type W
unsplit / whole	¼ cut out for outside corner	¼ cut out for pilaster	split in ½ for pilaster or reassembly	unsplit / whole	split in ½ for pilaster	cut out for inside corner	cut out for an outside corner	cut out for a wall wrap	Cut out for outside flush wall wrap	¼ cut out for inside corner	cut out for a wall wrap

