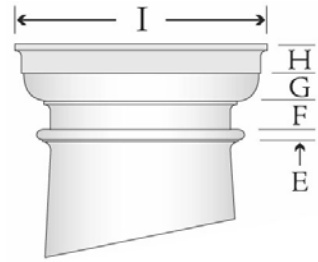
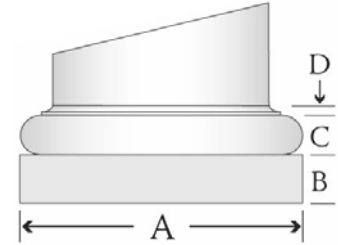


FRP Column Specification Sheet for a 20" x 18' Round Shaft, Tapered, Smooth, Tuscan Capital & Tuscan Base



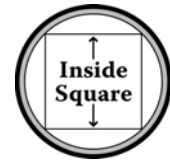
Tuscan Capital



Tuscan Base

Round		Abacus			Total	Plinth		Base Moulding		Total
E	F	G	H	I	G-H	A	B	C	D	B-D
1-5/16"	2-3/4"	3-1/8"	3-7/16"	24-1/4"	6-9/16"	27"	4-3/4"	4-1/16"	1-3/4"	10-9/16"

Overall Height



Shaft Specifications

Outside Diameter		Inside Diameter		Fluting Specifications		
Bottom	Top	Bottom	Top	Number	Width	Wall Thickness
20"	17"	18"	14-7/8"	n/a	n/a	1"

Column Specifications

Trimming			
Overall Height	Load Bearing Capacity	w/o Interfering with flutes	w/o Interfering with taper
18'	20,000 lbs	n/a	77-1/2"

Other Information

Material		Inside Post Diameter		Weight in lbs.				
Shaft	Capital	Base	Round	Square	Shaft	Capital	Base	Total
FRP	POLY	FRP	13-7/8"	10"	621	9	82	712

Plan Type Applications

Plan Type A	unsplit / whole	Plan Type E	unsplit / whole	Plan Type K	cut out for a wall wrap	Plan Type L	Cut out for outside flush wall wrap	Plan Type Q	1/4 cut out for inside corner	Plan Type W	cut out for a wall wrap
Plan Type B	1/4 cut out for outside corner	Plan Type F	split in 1/2 for pilaster	Plan Type L	Cut out for outside flush wall wrap	Plan Type Q	1/4 cut out for inside corner	Plan Type W	cut out for a wall wrap		
Plan Type C	1/4 cut out for pilaster	Plan Type G	cut out for inside corner	Plan Type Q	1/4 cut out for inside corner						
Plan Type D	split in 1/2 for pilaster or reassembly	Plan Type H	cut out for an outside corner	Plan Type W	cut out for a wall wrap						

