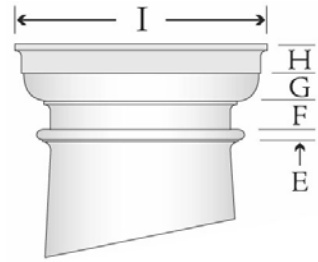
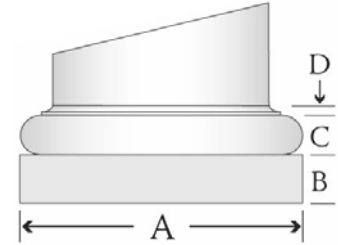


# FRP Column Specification Sheet for a 20" x 12' Round Shaft, Tapered, Smooth, Tuscan Capital & Tuscan Base



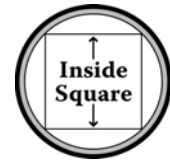
**Tuscan Capital**



**Tuscan Base**

Round		Abacus			Total	Plinth		Base Moulding		Total
E	F	G	H	I	G-H	A	B	C	D	B-D
1-5/16"	2-3/4"	3-1/8"	3-7/16"	24-1/4"	6-9/16"	27"	4-3/4"	4-1/16"	1-3/4"	10-9/16"

Overall Height



### Shaft Specifications

Outside Diameter		Inside Diameter		Fluting Specifications		
Bottom	Top	Bottom	Top	Number	Width	Wall Thickness
20"	17"	18"	14-7/8"	n/a	n/a	1"

### Column Specifications

Trimming			
Overall Height	Load Bearing Capacity	w/o Interfering with flutes	w/o Interfering with taper
12'	20,000 lbs	n/a	59-1/2"

### Other Information

Material		Inside Post Diameter		Weight in lbs.					
Shaft	Capital	Round	Square	Shaft	Capital	Base	Total		
FRP	POLY	FRP	FRP	13-7/8"	10"	456	9	82	547

### Plan Type Applications

<b>Plan Type A</b>	unsplit / whole			<b>Plan Type E</b>	unsplit / whole		<b>Plan Type K</b>	cut out for a wall wrap			
<b>Plan Type B</b>	1/4 cut out for outside corner			<b>Plan Type F</b>	split in 1/2 for pilaster		<b>Plan Type L</b>	Cut out for outside flush wall wrap			
<b>Plan Type C</b>	1/4 cut out for pilaster			<b>Plan Type G</b>	cut out for inside corner		<b>Plan Type Q</b>	1/4 cut out for inside corner			
<b>Plan Type D</b>	split in 1/2 for pilaster or reassembly			<b>Plan Type H</b>	cut out for an outside corner		<b>Plan Type W</b>	cut out for a wall wrap			

