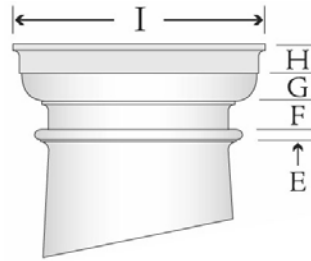
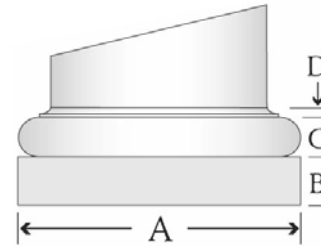


# FRP Column Specification Sheet for a 18" x 10' Round Shaft, Tapered, Smooth, Tuscan Capital & Tuscan Base



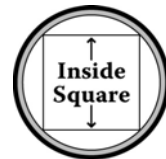
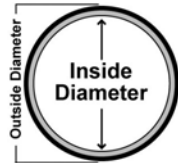
**Tuscan Capital**



**Tuscan Base**

Round		Abacus		Total	Plinth		Base Moulding		Total	
E	F	G	H	I	G-H	A	B	C	D	B-D
1"	2-1/4"	2-31/32"	2-31/32"	21-5/16"	5-15/16"	24-1/32"	4-7/32"	3-31/32"	1-3/8"	9-9/16"

Overall Height



### Shaft Specifications

Outside Diameter		Inside Diameter		Fluting Specifications		
Bottom	Top	Bottom	Top	Number	Width	Wall Thickness
18"	15"	15"	12-3/4"	n/a	n/a	1-1/2"

### Column Specifications

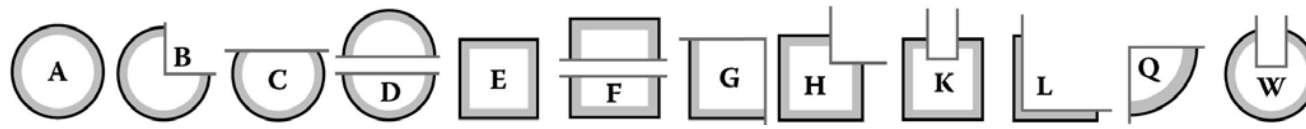
#### Trimming

Overall Height	Load Bearing Capacity	w/o Interfering with flutes	w/o Interfering with taper
10'	20,000 lbs	n/a	27-1/2"

### Other Information

Material		Inside Post Diameter		Weight in lbs.				
Shaft	Capital	Base	Round	Square	Shaft	Capital	Base	Total
FRP	POLY	FRP	11-3/4"	8-5/16"	325	8	68	401

### Plan Type Applications



<b>Plan Type A</b>	unsplit / whole	<b>Plan Type E</b>	unsplit / whole	<b>Plan Type K</b>	cut out for a wall wrap
<b>Plan Type B</b>	¼ cut out for outside corner	<b>Plan Type F</b>	split in ½ for pilaster	<b>Plan Type L</b>	Cut out for outside flush wall wrap
<b>Plan Type C</b>	¼ cut out for pilaster	<b>Plan Type G</b>	cut out for inside corner	<b>Plan Type Q</b>	¼ cut out for inside corner
<b>Plan Type D</b>	split in ½ for pilaster or reassembly	<b>Plan Type H</b>	cut out for an outside corner	<b>Plan Type W</b>	cut out for a wall wrap

