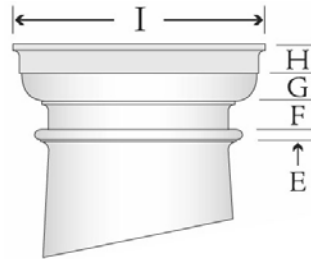


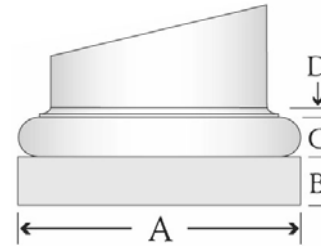
FRP Column Specification Sheet for a 18" x 08' Round Shaft, Tapered, Smooth, Tuscan Capital & Tuscan Base



Overall Height

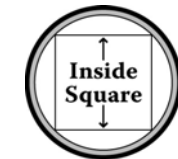


Tuscan Capital



Tuscan Base

Round		Abacus			Total	Plinth		Base Moulding		Total
E	F	G	H	I	G-H	A	B	C	D	B-D
1"	2-1/4"	2-31/32"	2-31/32"	21-5/16"	5-15/16"	24-1/32"	4-7/32"	3-31/32"	1-3/8"	9-9/16"



Shaft Specifications

Outside Diameter		Inside Diameter		Fluting Specifications		
Bottom	Top	Bottom	Top	Number	Width	Wall Thickness
18"	15"	15"	12-3/4"	n/a	n/a	1-1/2"

Column Specifications

Trimming			
Overall Height	Load Bearing Capacity	w/o Interfering with flutes	w/o Interfering with taper
8'	20,000 lbs	n/a	3-1/2"

Other Information

Material		Inside Post Diameter		Weight in lbs.				
Shaft	Capital	Base	Round	Square	Shaft	Capital	Base	Total
FRP	POLY	FRP	11-3/4"	8-5/16"	265	8	68	341

Plan Type Applications

Plan Type A	unsplit / whole			Plan Type E	unsplit / whole		Plan Type K	cut out for a wall wrap			
Plan Type B	1/4 cut out for outside corner			Plan Type F	split in 1/2 for pilaster		Plan Type L	Cut out for outside flush wall wrap			
Plan Type C	1/4 cut out for pilaster			Plan Type G	cut out for inside corner		Plan Type Q	1/4 cut out for inside corner			
Plan Type D	split in 1/2 for pilaster or reassembly			Plan Type H	cut out for an outside corner		Plan Type W	cut out for a wall wrap			

