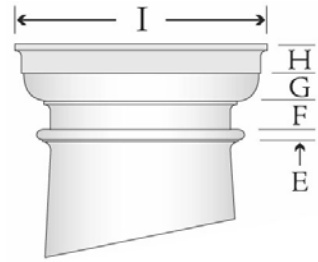
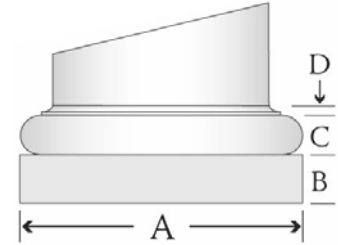


FRP Column Specification Sheet for a 16" x 09' Round Shaft, Tapered, Smooth, Tuscan Capital & Tuscan Base



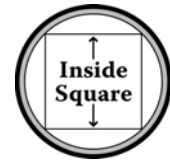
Tuscan Capital



Tuscan Base

Round		Abacus			Total	Plinth		Base Moulding		Total
E	F	G	H	I	G-H	A	B	C	D	B-D
1"	2-1/4"	2-23/32"	2-23/32"	19-3/32"	5-7/16"	21-5/16"	3-27/32"	3-11/32"	1-1/8"	8-5/16"

Overall Height



Shaft Specifications

Outside Diameter		Inside Diameter		Fluting Specifications		
Bottom	Top	Bottom	Top	Number	Width	Wall Thickness
16"	13-1/2"	13-1/2"	12"	n/a	n/a	1-1/4"

Column Specifications

Trimming			
Overall Height	Load Bearing Capacity	w/o Interfering with flutes	w/o Interfering with taper
9'	20,000 lbs	n/a	n/a

Other Information

Material		Inside Post Diameter		Weight in lbs.			
Shaft	Capital	Round	Square	Shaft	Capital	Base	Total
FRP	POLY	FRP	FRP	10-1/2"	7-7/16"	219	277

Plan Type Applications

Plan Type A	unsplit / whole			Plan Type E	unsplit / whole		Plan Type K	cut out for a wall wrap			
Plan Type B	1/4 cut out for outside corner			Plan Type F	split in 1/2 for pilaster		Plan Type L	Cut out for outside flush wall wrap			
Plan Type C	1/4 cut out for pilaster			Plan Type G	cut out for inside corner		Plan Type Q	1/4 cut out for inside corner			
Plan Type D	split in 1/2 for pilaster or reassembly			Plan Type H	cut out for an outside corner		Plan Type W	cut out for a wall wrap			

