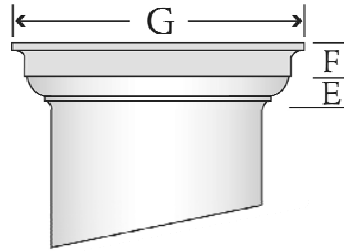

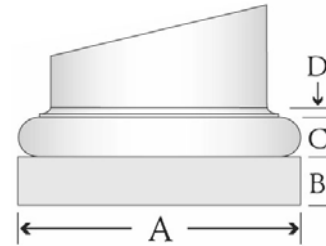


FRP Column Specification Sheet for a 14" x 14' Round Shaft, Non-Tapered, Smooth, Tuscan Capital & Tuscan Base



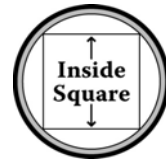
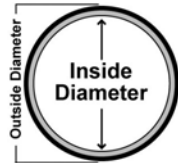
Tuscan Capital



Tuscan Base

Round		Abacus		Total	Plinth		Base Moulding		Total	
E	F	G	H	I	G-H	A	B	C	D	B-D
2-23/32"	2-23/32"	19-3/32"	n/a	n/a	n/a	18-19/32"	3-11/32"	2-31/32"	1"	7-5/16"

Overall Height



Shaft Specifications

Outside Diameter		Inside Diameter		Fluting Specifications		
Bottom	Top	Bottom	Top	Number	Width	Wall Thickness
14"	14"	11-1/2"	11-1/2"	n/a	n/a	1-1/4"

Column Specifications

Trimming			
Overall Height	Load Bearing Capacity	w/o Interfering with flutes	w/o Interfering with taper
14'	20,000 lbs	n/a	n/a

Other Information

Material		Inside Post Diameter		Weight in lbs.				
Shaft	Capital	Base	Round	Square	Shaft	Capital	Base	Total
FRP	POLY	FRP	11-1/8"	7-7/8"	340	10	30	380

Plan Type Applications

Plan Type A	Plan Type B	Plan Type C	Plan Type D	Plan Type E	Plan Type F	Plan Type G	Plan Type H	Plan Type K	Plan Type L	Plan Type Q	Plan Type W
unsplit / whole	¼ cut out for outside corner	¼ cut out for pilaster	split in ½ for pilaster or reassembly	unsplit / whole	split in ½ for pilaster	cut out for inside corner	cut out for an outside corner	cut out for a wall wrap	cut out for outside flush wall wrap	¼ cut out for inside corner	cut out for a wall wrap

