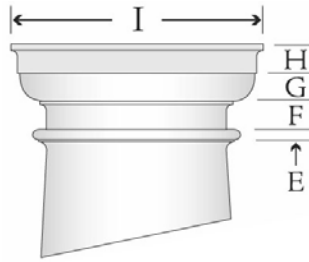


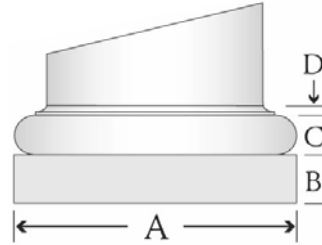
FRP Column Specification Sheet for a 14" x 12' Round Shaft, Tapered, Smooth, Tuscan Capital & Tuscan Base



Overall Height

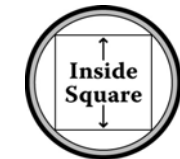


Tuscan Capital



Tuscan Base

Round		Abacus		Total	Plinth		Base Moulding		Total	
E	F	G	H	I	G-H	A	B	C	D	B-D
1"	2-9/32"	2-15/32"	2-5/16"	16-31/32"	4-25/32"	18-19/32"	3-11/32"	2-31/32"	1"	7-5/16"



Shaft Specifications

Outside Diameter		Inside Diameter		Fluting Specifications		
Bottom	Top	Bottom	Top	Number	Width	Wall Thickness
14"	12"	11-1/2"	10-1/2"	n/a	n/a	1-1/4"

Column Specifications

Trimming			
Overall Height	Load Bearing Capacity	w/o Interfering with flutes	w/o Interfering with taper
12'	20,000 lbs	n/a	73-3/4"

Other Information

Material		Inside Post Diameter		Weight in lbs.				
Shaft	Capital	Round	Square	Shaft	Capital	Base	Total	
FRP	POLY	FRP	9"	6-3/8"	240	6	30	276

Plan Type Applications

Plan Type A	unsplit / whole			Plan Type E	unsplit / whole		Plan Type K	cut out for a wall wrap			
Plan Type B	1/4 cut out for outside corner			Plan Type F	split in 1/2 for pilaster		Plan Type L	Cut out for outside flush wall wrap			
Plan Type C	1/4 cut out for pilaster			Plan Type G	cut out for inside corner		Plan Type Q	1/4 cut out for inside corner			
Plan Type D	split in 1/2 for pilaster or reassembly			Plan Type H	cut out for an outside corner		Plan Type W	cut out for a wall wrap			

