
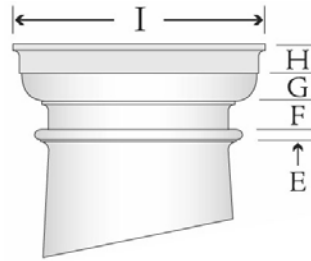


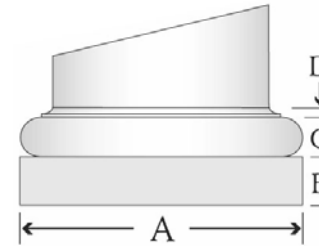
FRP Column Specification Sheet for a 12" x 12' Round Shaft, Tapered, Smooth, Tuscan Capital & Tuscan Base



Overall Height

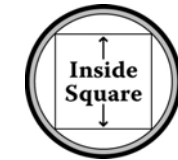
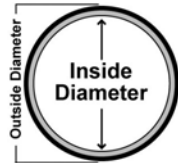


Tuscan Capital



Tuscan Base

Round		Abacus		Total	Plinth		Base Moulding		Total	
E	F	G	H	I	G-H	A	B	C	D	B-D
3/4"	1-3/32"	1-29/32"	2"	14-5/8"	3-29/32"	16-1/4"	2-3/4"	2-3/8"	7/8"	6"



Shaft Specifications

Outside Diameter		Inside Diameter		Fluting Specifications		
Bottom	Top	Bottom	Top	Number	Width	Wall Thickness
12"	10"	10-3/4"	9-1/4"	n/a	n/a	5/8"

Column Specifications

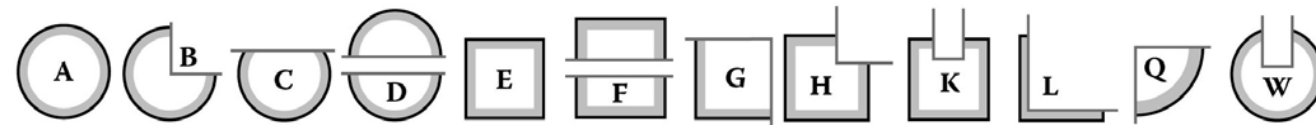
Trimming

Overall Height	Load Bearing Capacity	w/o Interfering with flutes	w/o Interfering with taper
12'	18,000 lbs	n/a	74-3/4"

Other Information

Material		Inside Post Diameter		Weight in lbs.				
Shaft	Capital	Base	Round	Square	Shaft	Capital	Base	Total
FRP	POLY	FRP	7-3/4"	5-1/2"	149	5	27	181

Plan Type Applications



Plan Type A	unsplit / whole	Plan Type E	unsplit / whole	Plan Type K	cut out for a wall wrap
Plan Type B	1/4 cut out for outside corner	Plan Type F	split in 1/2 for pilaster	Plan Type L	Cut out for outside flush wall wrap
Plan Type C	1/4 cut out for pilaster	Plan Type G	cut out for inside corner	Plan Type Q	1/4 cut out for inside corner
Plan Type D	split in 1/2 for pilaster or reassembly	Plan Type H	cut out for an outside corner	Plan Type W	cut out for a wall wrap

