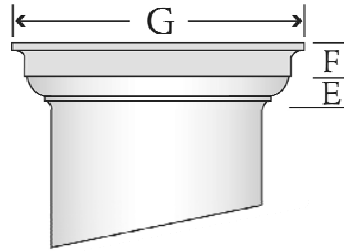

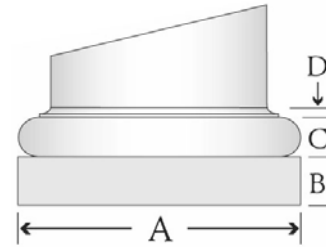


FRP Column Specification Sheet for a 12" x 10' Round Shaft, Non-Tapered, Smooth, Tuscan Capital & Tuscan Base

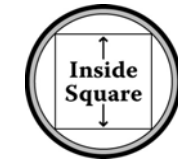
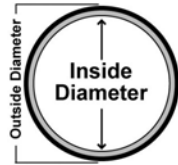


Tuscan Capital



Tuscan Base

Round		Abacus		Total	Plinth		Base Moulding		Total	
E	F	G	H	I	G-H	A	B	C	D	B-D
2-15/32"	2-5/16"	16-31/32"	n/a	n/a	n/a	16-1/4"	2-3/4"	2-3/8"	7/8"	6"



Overall Height

Shaft Specifications

Outside Diameter		Inside Diameter		Fluting Specifications		
Bottom	Top	Bottom	Top	Number	Width	Wall Thickness
12"	12"	10-3/4"	10-3/4"	n/a	n/a	5/8"

Column Specifications

Trimming			
Overall Height	Load Bearing Capacity	w/o Interfering with flutes	w/o Interfering with taper
10'	18,000 lbs	n/a	n/a

Other Information

Material		Inside Post Diameter		Weight in lbs.				
Shaft	Capital	Base	Round	Square	Shaft	Capital	Base	Total
FRP	POLY	FRP	10-3/8"	7-5/16"	164	8	27	199

Plan Type Applications

Plan Type A	Plan Type B	Plan Type C	Plan Type D	Plan Type E	Plan Type F	Plan Type G	Plan Type H	Plan Type K	Plan Type L	Plan Type Q	Plan Type W
unsplit / whole	¼ cut out for outside corner	¼ cut out for pilaster	split in ½ for pilaster or reassembly	unsplit / whole	split in ½ for pilaster	cut out for inside corner	cut out for an outside corner	cut out for a wall wrap	cut out for outside flush wall wrap	¼ cut out for inside corner	cut out for a wall wrap

