
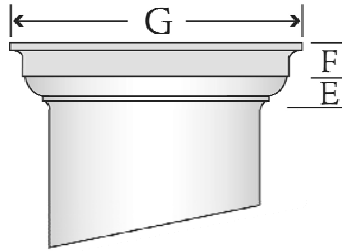


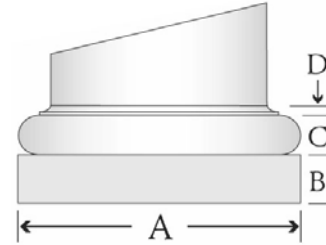
# FRP Column Specification Sheet for a 12" x 08' Round Shaft, Non-Tapered, Smooth, Tuscan Capital & Tuscan Base



Overall Height

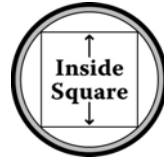
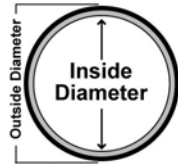


**Tuscan Capital**



**Tuscan Base**

Round		Abacus		Total	Plinth		Base Moulding		Total	
E	F	G	H	I	G-H	A	B	C	D	B-D
2-15/32"	2-5/16"	16-31/32"	n/a	n/a	n/a	16-1/4"	2-3/4"	2-3/8"	7/8"	6"



### Shaft Specifications

Outside Diameter		Inside Diameter		Fluting Specifications		
Bottom	Top	Bottom	Top	Number	Width	Wall Thickness
12"	12"	10-3/4"	10-3/4"	n/a	n/a	5/8"

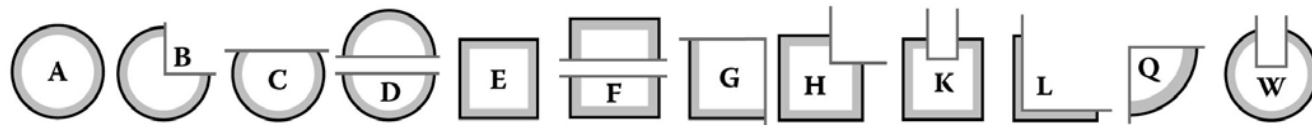
### Column Specifications

Trimming			
Overall Height	Load Bearing Capacity	w/o Interfering with flutes	w/o Interfering with taper
8'	18,000 lbs	n/a	n/a

### Other Information

Material		Inside Post Diameter		Weight in lbs.				
Shaft	Capital	Base	Round	Square	Shaft	Capital	Base	Total
FRP	POLY	FRP	10-3/8"	7-5/16"	132	8	27	167

### Plan Type Applications



<b>Plan Type A</b>	unsplit / whole	<b>Plan Type E</b>	unsplit / whole	<b>Plan Type K</b>	cut out for a wall wrap
<b>Plan Type B</b>	¼ cut out for outside corner	<b>Plan Type F</b>	split in ½ for pilaster	<b>Plan Type L</b>	Cut out for outside flush wall wrap
<b>Plan Type C</b>	¼ cut out for pilaster	<b>Plan Type G</b>	cut out for inside corner	<b>Plan Type Q</b>	¼ cut out for inside corner
<b>Plan Type D</b>	split in ½ for pilaster or reassembly	<b>Plan Type H</b>	cut out for an outside corner	<b>Plan Type W</b>	cut out for a wall wrap

