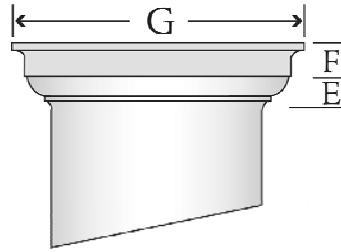

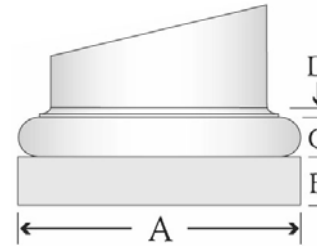


FRP Column Specification Sheet for a 10" x 10' Round Shaft, Non-Tapered, Smooth, Tuscan Capital & Tuscan Base

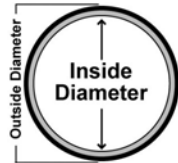


Tuscan Capital



Tuscan Base

Round		Abacus			Total	Plinth		Base Moulding		Total
E	F	G	H	I	G-H	A	B	C	D	B-D
1-29/32"	2"	14-5/8"	n/a	n/a	n/a	13-1/2"	2-3/8"	2-1/8"	3/4"	5-1/4"



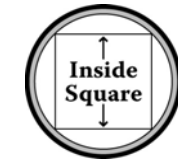
Shaft Specifications

Outside Diameter		Inside Diameter		Fluting Specifications		
Bottom	Top	Bottom	Top	Number	Width	Wall Thickness
10"	10"	8-3/8"	8-3/8"	n/a	n/a	13/16"



Column Specifications

Trimming			
Overall Height	Load Bearing Capacity	w/o Interfering with flutes	w/o Interfering with taper
10'	14,000 lbs	n/a	n/a



Other Information

Material		Inside Post Diameter		Weight in lbs.			
Shaft	Capital	Round	Square	Shaft	Capital	Base	Total
FRP	POLY	8"	5-5/8"	121	6	16	143

Plan Type Applications

Plan Type A	unsplit / whole			Plan Type E	unsplit / whole		Plan Type K	cut out for a wall wrap			
Plan Type B	1/4 cut out for outside corner			Plan Type F	split in 1/2 for pilaster		Plan Type L	Cut out for outside flush wall wrap			
Plan Type C	1/4 cut out for pilaster			Plan Type G	cut out for inside corner		Plan Type Q	1/4 cut out for inside corner			
Plan Type D	split in 1/2 for pilaster or reassembly			Plan Type H	cut out for an outside corner		Plan Type W	cut out for a wall wrap			

