
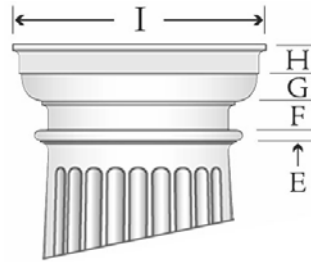


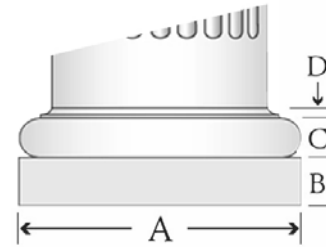
FRP Column Specification Sheet for a 08" x 09' Round Shaft, Tapered, Fluted, Tuscan Capital & Tuscan Base



Overall Height

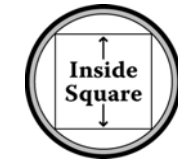
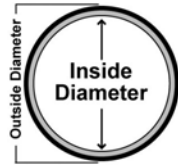


Tuscan Capital



Tuscan Base

Round		Abacus			Total	Plinth		Base Moulding		Total
E	F	G	H	I	G-H	A	B	C	D	B-D
1/2"	1-3/4"	1-5/16"	1-3/8"	9-7/8"	2-11/16"	10-7/8"	1-7/8"	1-3/4"	5/8"	4-1/4"



Shaft Specifications

Outside Diameter		Inside Diameter		Fluting Specifications		
Bottom	Top	Bottom	Top	Number	Width	Wall Thickness
8"	6-1/2"	6-3/4"	5-1/2"	26	11/16"	5/8"

Column Specifications

Trimming			
Overall Height	Load Bearing Capacity	w/o Interfering with flutes	w/o Interfering with taper
9'	10,000 lbs	6"	20-3/4"

Other Information

Material		Inside Post Diameter		Weight in lbs.			
Shaft	Capital	Round	Square	Shaft	Capital	Base	Total
FRP	POLY	5"	3-1/2"	66	3	8	77

Plan Type Applications

Plan Type A	unsplit / whole	Plan Type E	unsplit / whole	Plan Type K	cut out for a wall wrap	Plan Type L	Cut out for outside flush wall wrap	Plan Type Q	1/4 cut out for inside corner	Plan Type W	cut out for a wall wrap
Plan Type B	1/4 cut out for outside corner	Plan Type F	split in 1/2 for pilaster	Plan Type L	Cut out for outside flush wall wrap	Plan Type Q	1/4 cut out for inside corner	Plan Type W	cut out for a wall wrap		
Plan Type C	1/4 cut out for pilaster	Plan Type G	cut out for inside corner	Plan Type Q	1/4 cut out for inside corner	Plan Type W	cut out for a wall wrap				
Plan Type D	split in 1/2 for pilaster or reassembly	Plan Type H	cut out for an outside corner	Plan Type W	cut out for a wall wrap						

