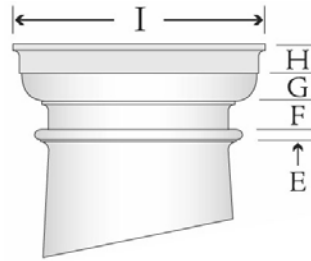
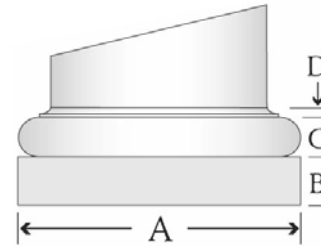


# FRP Column Specification Sheet for a 08" x 06' Round Shaft, Tapered, Smooth, Tuscan Capital & Tuscan Base



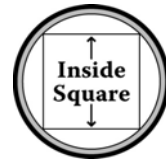
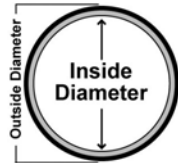
**Tuscan Capital**



**Tuscan Base**

Round		Abacus			Total	Plinth		Base Moulding		Total
E	F	G	H	I	G-H	A	B	C	D	B-D
1/2"	1-3/4"	1-5/16"	1-3/8"	9-7/8"	2-11/16"	10-7/8"	1-7/8"	1-3/4"	5/8"	4-1/4"

Overall Height



### Shaft Specifications

Outside Diameter		Inside Diameter		Fluting Specifications		
Bottom	Top	Bottom	Top	Number	Width	Wall Thickness
8"	6-1/2"	6-3/4"	5-1/2"	n/a	n/a	5/8"

### Column Specifications

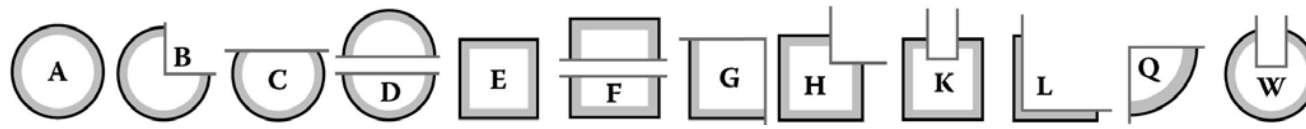
#### Trimming

Overall Height	Load Bearing Capacity	w/o Interfering with flutes	w/o Interfering with taper
6'	10,000 lbs	n/a	2-3/4"

### Other Information

Material		Inside Post Diameter		Weight in lbs.				
Shaft	Capital	Base	Round	Square	Shaft	Capital	Base	Total
FRP	POLY	FRP	5"	3-1/2"	47	3	8	58

### Plan Type Applications



<b>Plan Type A</b>	unsplit / whole	<b>Plan Type E</b>	unsplit / whole	<b>Plan Type K</b>	cut out for a wall wrap
<b>Plan Type B</b>	¼ cut out for outside corner	<b>Plan Type F</b>	split in ½ for pilaster	<b>Plan Type L</b>	Cut out for outside flush wall wrap
<b>Plan Type C</b>	¼ cut out for pilaster	<b>Plan Type G</b>	cut out for inside corner	<b>Plan Type Q</b>	¼ cut out for inside corner
<b>Plan Type D</b>	split in ½ for pilaster or reassembly	<b>Plan Type H</b>	cut out for an outside corner	<b>Plan Type W</b>	cut out for a wall wrap

