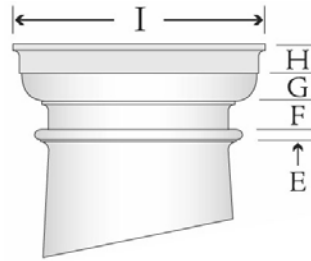
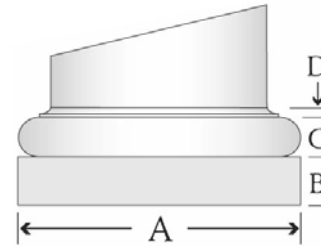


FRP Column Specification Sheet for a 06" x 08' Round Shaft, Tapered, Smooth, Tuscan Capital & Tuscan Base



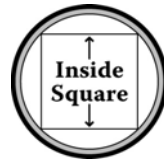
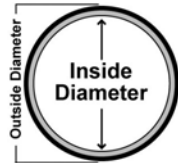
Tuscan Capital



Tuscan Base

Round		Abacus		Total	Plinth		Base Moulding		Total	
E	F	G	H	I	G-H	A	B	C	D	B-D
1/2"	31/32"	31/32"	1-1/16"	7-1/2"	2-1/32"	7-31/32"	1-1/2"	1-1/4"	15/32"	3-7/32"

Overall Height



Shaft Specifications

Outside Diameter		Inside Diameter		Fluting Specifications		
Bottom	Top	Bottom	Top	Number	Width	Wall Thickness
6"	4-3/4"	4-3/4"	3-3/4"	n/a	n/a	5/8"

Column Specifications

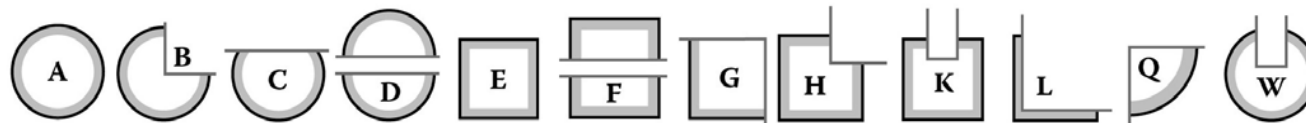
Trimming

Overall Height	Load Bearing Capacity	w/o Interfering with flutes	w/o Interfering with taper
8'	6,000 lbs	n/a	56-3/4"

Other Information

Material		Inside Post Diameter		Weight in lbs.				
Shaft	Capital	Base	Round	Square	Shaft	Capital	Base	Total
FRP	POLY	FRP	3-1/2"	2-1/2"	48	2	6	56

Plan Type Applications



Plan Type A	unsplit / whole	Plan Type E	unsplit / whole	Plan Type K	cut out for a wall wrap
Plan Type B	¼ cut out for outside corner	Plan Type F	split in ½ for pilaster	Plan Type L	Cut out for outside flush wall wrap
Plan Type C	¼ cut out for pilaster	Plan Type G	cut out for inside corner	Plan Type Q	¼ cut out for inside corner
Plan Type D	split in ½ for pilaster or reassembly	Plan Type H	cut out for an outside corner	Plan Type W	cut out for a wall wrap

