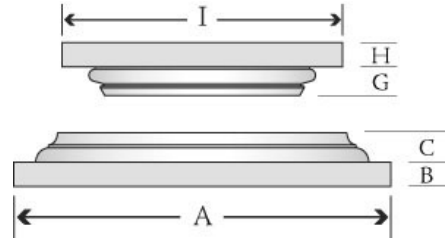
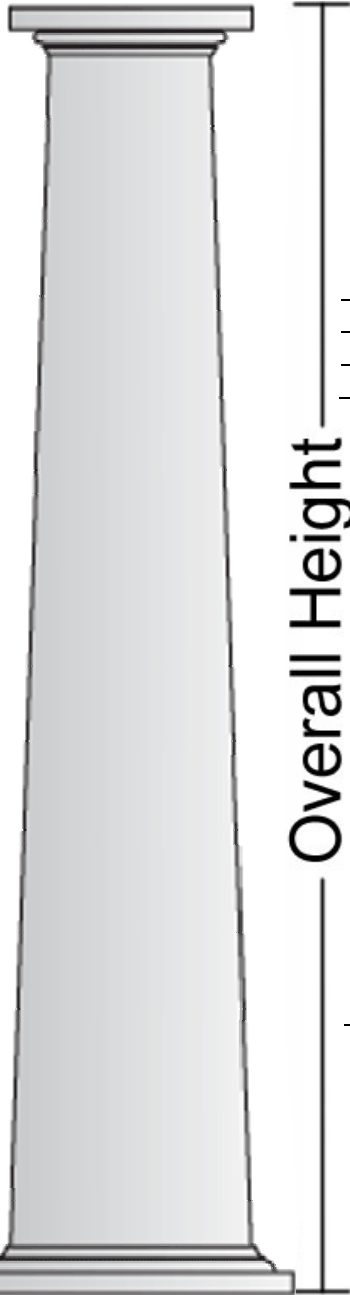
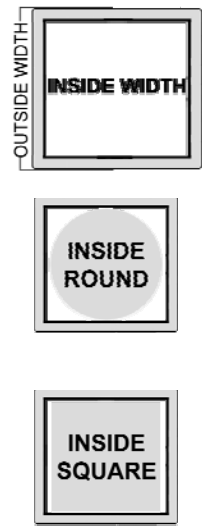


# PVC Column Specification Sheet for a 20" x 06' Craftsman Square Shaft, Tapered, Smooth, Standard Capital & Base



| Standard Capital |     |        |    |         |        | Standard Base |               |        |       |        |
|------------------|-----|--------|----|---------|--------|---------------|---------------|--------|-------|--------|
| Round            |     | Abacus |    | Total   | Plinth |               | Base Moulding |        | Total |        |
| E                | F   | G      | H  | I       | G-H    | A             | B             | C      | D     | B-D    |
| n/a              | n/a | 1-1/8" | 1" | 17-5/8" | 2-1/8" | 23-5/8"       | 1"            | 1-5/8" | n/a   | 2-5/8" |

Overall Height



### Shaft Specifications

| Outside Diameter |     | Inside Diameter |         | Fluting Specifications |       |                |
|------------------|-----|-----------------|---------|------------------------|-------|----------------|
| Bottom           | Top | Bottom          | Top     | Number                 | Width | Wall Thickness |
| 20"              | 14" | 19-5/8"         | 13-5/8" | n/a                    | n/a   | 3/8"           |

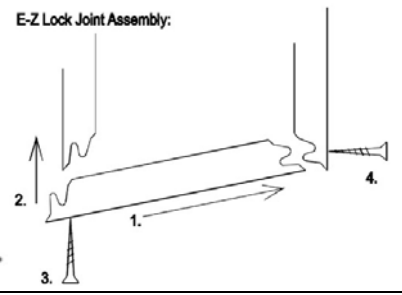
### Column Specifications

| Trimming       |                       |                             |                            |
|----------------|-----------------------|-----------------------------|----------------------------|
| Overall Height | Load Bearing Capacity | w/o Interfering with flutes | w/o Interfering with taper |
| 6'             | n/a                   | n/a                         | n/a                        |

### Other Information

| Material |         |      | Inside Post Diameter |         | Weight in lbs. |         |      |       |
|----------|---------|------|----------------------|---------|----------------|---------|------|-------|
| Shaft    | Capital | Base | Round                | Square  | Shaft          | Capital | Base | Total |
| PVC      | PVC     | PVC  | 13-5/8"              | 13-5/8" | 76             | 3       | 3    | 82    |

### E-Z Assembly



Manufactured using an E-Z lock joint design, Endura-Craft Craftsman Columns are made from expanded cellular PVC, so, like their wooden forbearers, they can be trimmed, drilled, and fastened with traditional carpentry tools. Unlike traditional wooden columns that required exceptional joinery work and assembly, Endura-Craft Craftsman Columns are ready for quick and simple installation.

