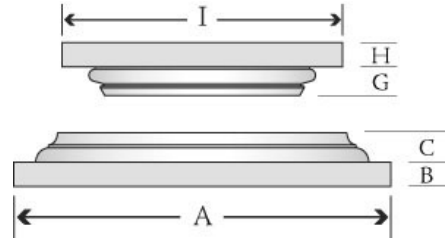
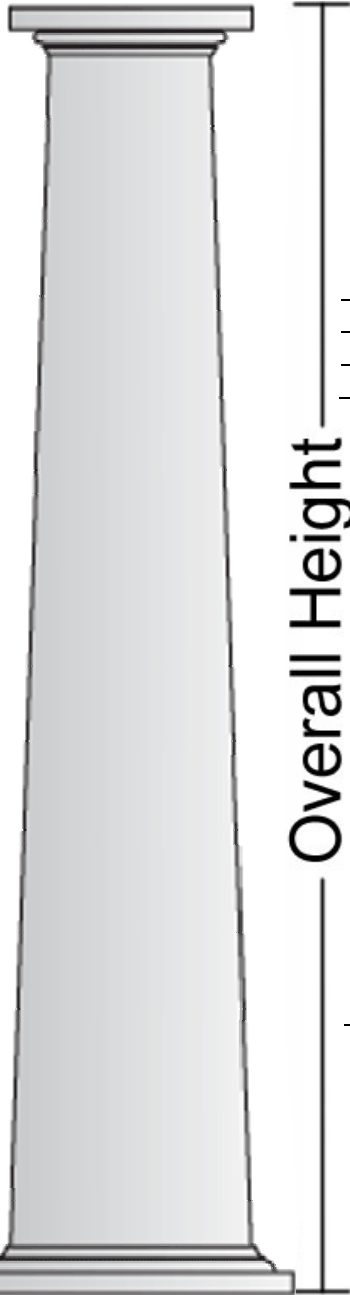
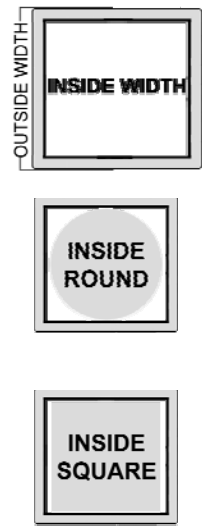


PVC Column Specification Sheet for a 16" x 08' Craftsman Square Shaft, Tapered, Smooth, Standard Capital & Base



Standard Capital						Standard Base				
Round		Abacus		Total	Plinth		Base Moulding		Total	
E	F	G	H	I	G-H	A	B	C	D	B-D
n/a	n/a	1-1/8"	1"	15-5/8"	2-1/8"	19-5/8"	1"	1-5/8"	n/a	2-5/8"

Overall Height



Shaft Specifications

Outside Diameter		Inside Diameter		Fluting Specifications		
Bottom	Top	Bottom	Top	Number	Width	Wall Thickness
16"	12"	15-5/8"	11-5/8"	n/a	n/a	3/8"

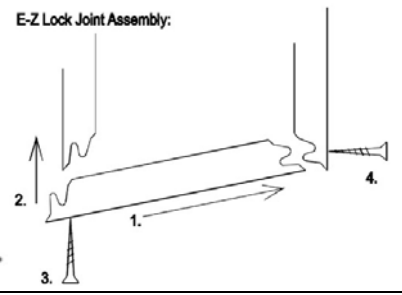
Column Specifications

Trimming			
Overall Height	Load Bearing Capacity	w/o Interfering with flutes	w/o Interfering with taper
8'	n/a	n/a	n/a

Other Information

Material			Inside Post Diameter		Weight in lbs.			
Shaft	Capital	Base	Round	Square	Shaft	Capital	Base	Total
PVC	PVC	PVC	11-5/8"	11-1/2"	86	2	2	90

E-Z Assembly



Manufactured using an E-Z lock joint design, Endura-Craft Craftsman Columns are made from expanded cellular PVC, so, like their wooden forbearers, they can be trimmed, drilled, and fastened with traditional carpentry tools. Unlike traditional wooden columns that required exceptional joinery work and assembly, Endura-Craft Craftsman Columns are ready for quick and simple installation.

