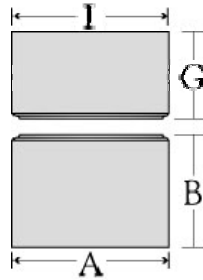



PVC Column Specification Sheet for a 12" x 10' Craftsman Square Shaft, Non-Tapered, Raised Panel, Standard Capital & Base



Overall Height



Standard Capital					Standard Base					
Round		Abacus			Total	Plinth		Base Moulding		Total
E	F	G	H	I	G-H	A	B	C	D	B-D
n/a	n/a	7-1/4"	n/a	12-7/8"	7-1/4"	12-7/8"	9-1/4"	n/a	n/a	9-1/4"



Shaft Specifications

Outside Diameter		Inside Diameter		Panel Specifications		
Bottom	Top	Bottom	Top	Number	Width	Wall Thickness
12"	12"	11-5/8"	11-5/8"	n/a	1-1/4"	3/8"

Column Specifications

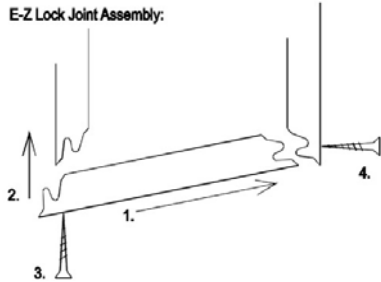
Trimming			
Overall Height	Load Bearing Capacity	w/o Interfering with flutes	w/o Interfering with taper
10'	n/a	6"	n/a

Other Information

Material		Inside Post Diameter		Weight in lbs.				
Shaft	Capital	Base	Round	Square	Shaft	Capital	Base	Total
PVC	PVC	PVC	11-5/8"	11-5/8"	90	3	3	96

E-Z Assembly

E-Z Lock Joint Assembly:



Manufactured using an E-Z lock joint design, Endura-Craft Craftsman Columns are made from expanded cellular PVC, so, like their wooden forerunners, they can be trimmed, drilled, and fastened with traditional carpentry tools. Unlike traditional wooden columns that required exceptional joinery work and assembly, Endura-Craft Craftsman Columns are ready for quick and simple installation.

